
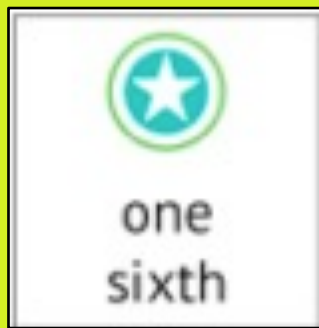


















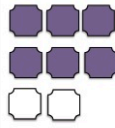






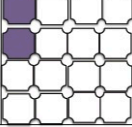

# Free Fraction Cards







For sorting, matching, and other hands-on math activities!



 $\frac{1}{6}$	 $\frac{2}{4}$	 $\frac{4}{5}$
 $\frac{6}{8}$	 $\frac{3}{12}$	 $\frac{4}{4}$
 $\frac{1}{2}$	 $\frac{2}{8}$	 $\frac{3}{6}$
 $\frac{8}{10}$	 $\frac{2}{16}$	 $\frac{1}{4}$

 one sixth	 two fourths	 four fifths
 six eighths	 three twelfths	 four fourths
 one half	 two eighths	 three sixths
 eight tenths	 two sixteenths	 one fourth

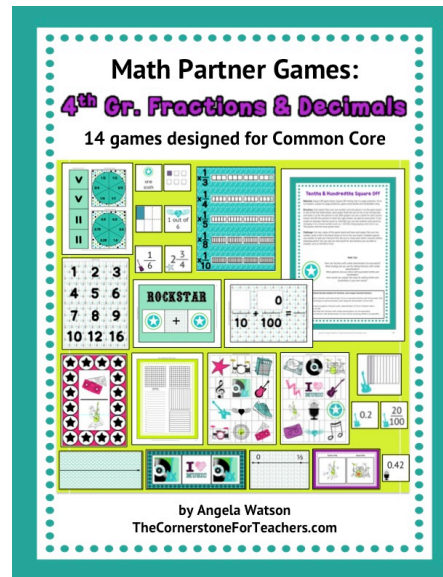

 10	 4	 8	 six tenths	 three fourths	 one eighth
--	---	---	--	---	--

by Angela Watson

TheCornerstoneForTeachers.com

## How to Use the Fraction Cards

You can use these fraction cards for matching and sorting games of any type. In the following products, you'll find specific game instructions as well as additional cards, game boards, and other fun materials for using fraction partner games.



The games are \$1 or less each and are sold as a bundle so you have everything you need for teaching fractions! [Click here for 3<sup>rd</sup> grade, 4<sup>th</sup> grade, and 5<sup>th</sup> grade versions.](#) The games are perfect for two player math stations, math centers, math tubs, etc. I recommend that you have all students play the same game at the same time for about 10 minutes per day in a math partner game routine.

These are the three main benefits to having all kids play the same math partner game at the same time: 1) You can conduct mini-lessons and strategy discussions around shared experiences before and after game play, 2) You can focus on facilitating critical thinking and observing students' problem solving attempts during game play, and 3) Students play the same game for a week, so you have lots of targeted opportunities for reinforcing higher-level thinking skills, identifying and addressing misconceptions, and scaffolding student learning. Click the product for your grade level on the previous page to download the free preview to read how you can get started with math partner games.

There are so many games included in these products that you can play some during math partner game routines, use some as small group lessons or whole class lesson activities, place some in your math centers, and even send some home for students to play with their families! The game cards and resources can double as student manipulatives during math lessons. Each and every one of these versatile games features:

- Integration of higher-level thinking & critical thinking skills (not just rote practice)
- Hands-on activities in which kids actively construct knowledge: no worksheets!
- Options for open-ended game play so students are not "finished" until time is up
- Challenge activities to extend game play and/or differentiate it
- "Math Talk" questions/prompts to encourage students to analyze strategies and reflect orally or in writing about what they're learning













These two player math games were created for (not retro-fitted to) the increased rigor of the CCSS, so they will be challenging for most students. The games are designed to help you model and reinforce the math practices and core content skills that students will need when solving complex, multi-step word problems. Here's what you'll get in the product download:

\* 20 pages of info and forms that contain everything you need to get started with math partner games. There are blank partner game lists, tips (with photos!) for how to create/ store/ organize/ distribute/ collect the games, and lots of ideas for how the games can be used for skill-based mini lessons and math journal reflections.













\* 10-14 pages of game instruction (depending on the grade level): there's one page for each game, featuring the materials needed, directions for game play, a Challenge activity, Math Talk questions/prompts, the CCSS alignment, and student-friendly "I Can" statements.

\* 30 (or more) pages of rockstar/music-themed game boards and mats, game cards, spinners, and other colorful and fun materials for game play. Most of the materials are open-ended and can be used in lots of different ways so you have fewer items to print and create. The only additional items you need to provide are page protector sheets, Vis-à-vis or dry erase markers, paperclips to make spinners, and some sort of fraction manipulatives (like fraction bars or strips).

Fraction Game Cards

 $\frac{1}{6}$	 $\frac{2}{4}$	 $\frac{4}{5}$
 $\frac{6}{8}$	 $\frac{3}{12}$	 $\frac{4}{4}$
 $\frac{1}{2}$	 $\frac{2}{8}$	 $\frac{3}{6}$
 $\frac{8}{10}$	 $\frac{2}{16}$	 $\frac{1}{4}$

Fraction Game Cards

 $\frac{3}{5}$	 $\frac{6}{12}$	 $\frac{2}{4}$
 $\frac{1}{2}$	 $\frac{2}{4}$	 $\frac{5}{10}$
 $\frac{2}{12}$	 $\frac{4}{8}$	 $\frac{5}{5}$
 $\frac{6}{10}$	 $\frac{3}{4}$	 $\frac{1}{8}$



one  
sixth



two  
fourths



four  
fifths



six  
eighths



three  
twelfths



four  
fourths



one  
half



two  
eighths



three  
sixths



eight  
tenths



two  
sixteenths



one  
fourth



three  
fifths



six  
twelfths



two  
fourths



one  
half



two  
fourths



five  
tenths



two  
twelfths



four  
eighths



five  
fifths



six  
tenths

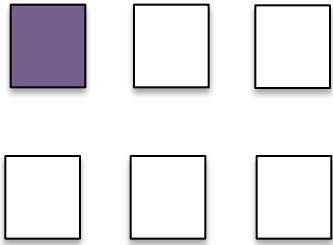


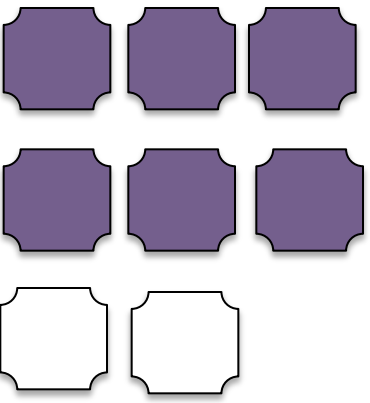
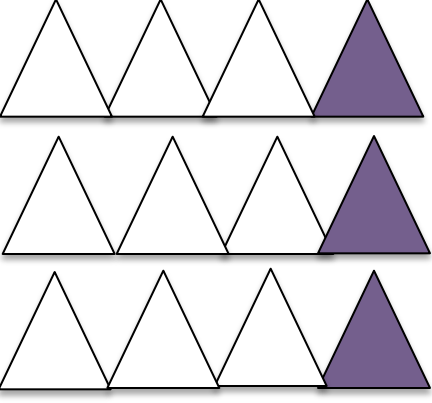



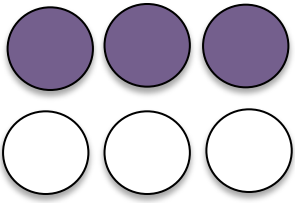

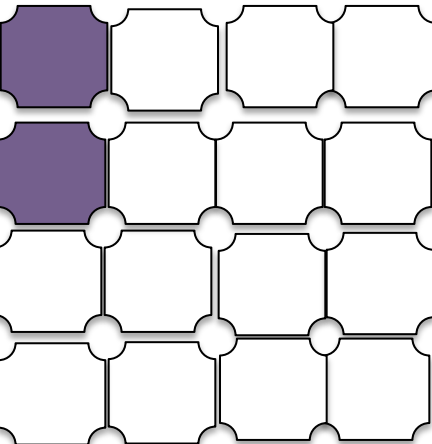



three  
fourths



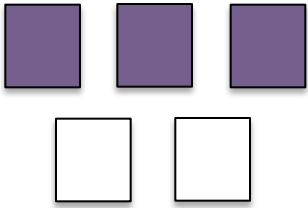



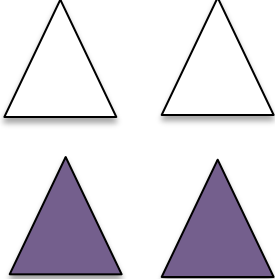



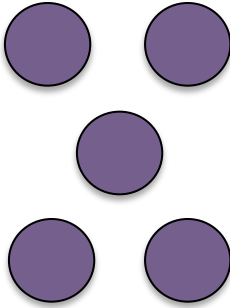

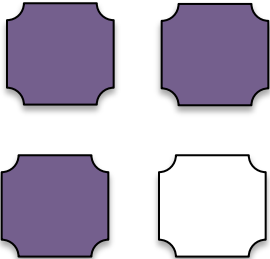

one  
eighth

Fraction Pictures: Parts of a Set Game Cards

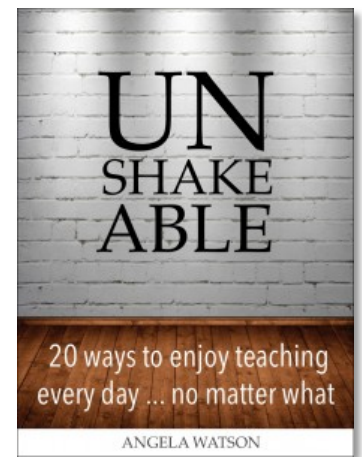

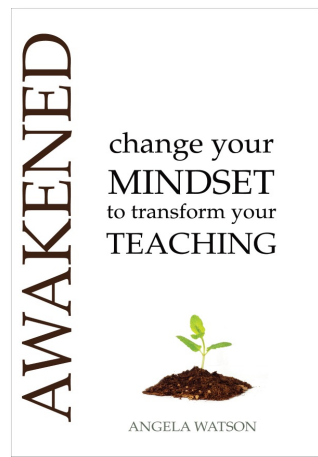



Fraction Pictures: Parts of a Set Game Cards

Thanks so much for downloading this resource! I'm Angela Watson, a National Board Certified Teacher with 11 years of classroom experience and 9 years experience as an instructional coach. I've been sharing free practical teaching ideas on my blog, [TheCornerstoneForTeachers.com](http://TheCornerstoneForTeachers.com), since 2003.

You can check out my [free podcast called Truth for Teachers](#) and get a weekly dose of encouragement and motivation. I also have [4 books](#) available and an online PD program centered on teacher productivity ([The 40 Hour Teacher Workweek Club](#).) Enjoy!



Get updates sent to your inbox! ✕

Sign up for email-exclusive tips & tricks and be the first to learn about new teaching resources I create.

LET'S DO THIS

